

THREE PERSON SYSTEM

C. Three Person System - Specifics

When officiating the three person system the officials will be designated as “A”, “B” and “C”. The A and B Officials will be on the same side of the field while the C Official will be on the opposite side of the field. The three officials must work to maintain a triangular positioning on the field, and in most instances keeping the ball within the triangle.

1. The A Official will be responsible for the goal area to her right side and be the Lead Official when the ball is coming toward her.
2. The B Official will be responsible for the goal area to her left side and be the Lead Official when the ball is coming toward her.
3. The C Official will both act as Trail Official and as a “second Lead” at each end of the field.
4. The A and B Officials will be the Trail Official when the ball is moving away from them.

Pre-game communication with your partners will help to ensure that all officials will be able to carry out their responsibilities.

Lead Official (A or B)

As with the two person system, the Lead Official is responsible for the goal circle area at her end of the field. When the ball starts to move towards her, the Lead Official must pull wide toward the sideline, then angle back into the field as she approaches the goal area. She must always be ahead of play as the ball moves towards her. Because the A and B Officials are on the same side of the field they share responsibility for making the sideline out of bounds calls. If the A Official makes the call and the ball is coming towards her, generally she moves ahead of play and allows the B Official to move up and restart the play. The exception is when the out of bounds call is made down near the critical scoring area when it is more practical for the Lead Official to restart play.

Once the ball is in her goal circle area the Lead Official is primarily responsible for on-ball fouls, goal circle calls, and out of bounds calls over her end line. She must also be aware of obstruction of the free space to goal. Since she has two officials - C and Trail - also watching for this, her focus is on the low obstruction of the free space to goal call where the Trail Official would have a difficult time getting into position to make the call. If the ball enters the goal circle and is stopped by the goalie, the Lead Official must remain in close proximity to the goal circle as the goalie prepares to clear the ball, especially if the other team is challenging the goalie clear. Should the goalkeeper be unchallenged and choose to start walking the ball up field, the Lead Official always remains close by. This will allow her to see possible fouls against the goalie and also to be in position to again become the Lead Official should the other team quickly gain possession of the ball.

THREE PERSON SYSTEM

Trail Official (A or B)

The Trail Official follows the play down field, assisting the Lead Official with making sideline out of bounds calls. As the ball approaches the goal area, the Trail Official takes a position near the restraining line, counts players while looking forward and checking back when possible, and is responsible for signaling offside violations. She will shift laterally with the play in order to see obstruction of the free space to goal, off-ball fouls, dangerous follow through, and three second violations. She is also responsible for all decisions on her sideline. The Trail Official and the C Official share responsibilities for the middle of the field. When C must move wide toward the sideline, the Trail Official must move toward the center of the field even with the second inside hash mark and when C must move toward the center of the field even with the second inside hash mark the Trail Official must move wide toward the sideline. The Trail Official must respond to the C Official's adjustments. Neither official moves into the center of the field even with the center hash mark on the 8m arc as this would put either official at a disadvantage should there be a quick transition.

Trail Official (C)

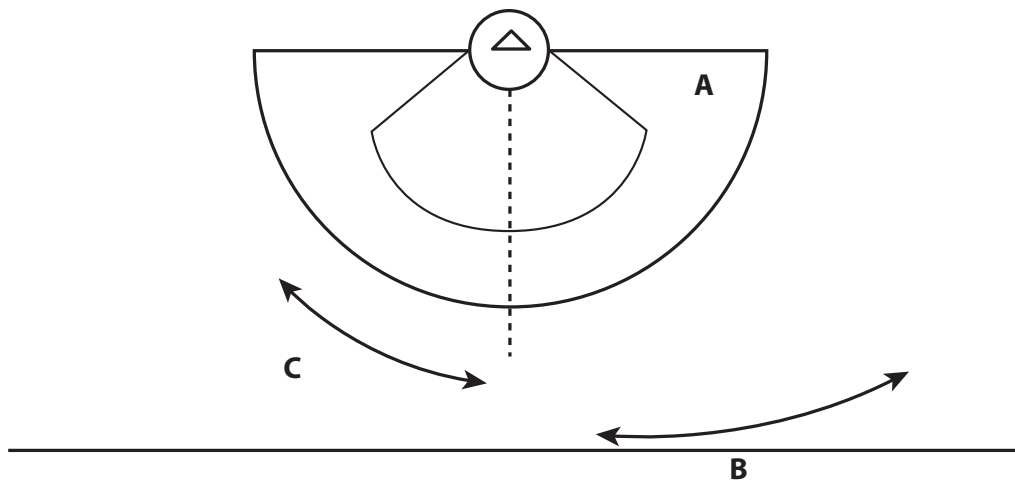
The C Official has Trail Official responsibilities for the entire game and therefore never has to be ahead of the play. She is responsible for out of bounds calls for her entire sideline boundary and can assist the Lead Official in making calls in the deep corner on the end line. As the play begins to transition from one end of the field to the other, the C Official is able to stay wide of the play yet follow the play closely from end to end acting to escort the ball up or down the field. As a general rule the C Official is slightly ahead or somewhat behind the ball in transition maintaining the best position to see spaces between players. The C Official also helps with counting players ahead of play for possible offside violations in transition.

When possible the C Umpire must assist her partners' transitions by assuming coverage of the restraining line. When the goalie is ready to clear the ball or when players are bringing the ball up-field out of the C Umpire's area of the arc, it is helpful for the C Umpire to check the number of players above the restraining line and signal to the former Trail Umpire. Once this partner receives the communication, she is free to transition further up-field in preparation for becoming the new Lead Umpire.

When the former defensive team is bringing the ball up-field toward the C Umpire's side, she must stay on ball. If the C Umpire calls a foul, the A and B Umpires must have an awareness of restraining line coverage.

When the ball enters the critical scoring area, the C Umpire must be in a position well below the restraining line and as near to the 12m fan as

play will allow. Depending on the position of the ball, the C Umpire will move laterally toward the second inside hash mark on the 8m arc. She will be looking for obstruction of the free space to goal on her half of the field, as well as off-ball fouls, dangerous follow-through, and three second violations. She may also assist in calling goal circle violations on the Lead Umpire's side where quick transitions prohibit the Lead Umpire from getting to the tangent. When the ball moves into her half of the field, she must assist the Lead Umpire in making on-ball foul calls, including blocking and charging and goal circle violations away from the Lead Umpire's side of the goal circle.



The Draw

The C Official will administer all draws and will be responsible for calling any illegal draws involving the two centers. The A and B Officials must put themselves in good position to watch for fouls around the center circle and the restraining line when the draw is taken, including either team stepping on the line, entering the center circle or crossing the restraining line [touching the ground inside the circle or over the RL] before the whistle. In addition the A and B Officials make the determination that each team has not exceeded the legal number of players allowed between the restraining lines for the draw and the proper number of players on the field.

Rotating Positions

Three person official teams exchange positions (rotate) after every other goal is scored. With the three person system the positions rotate clockwise, A moves to B, B moves to C, and C moves to A..

THREE PERSON SYSTEM DIAGRAMS

The diagrams and examples on the next few pages will help you to understand the positioning of the Lead and the Trail Officials.

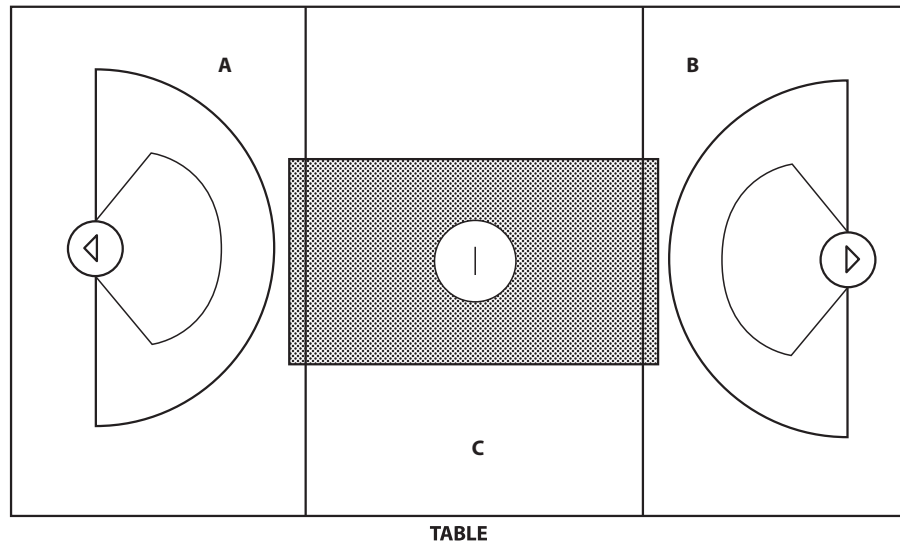
Three Person System Diagrams

Starting Positions

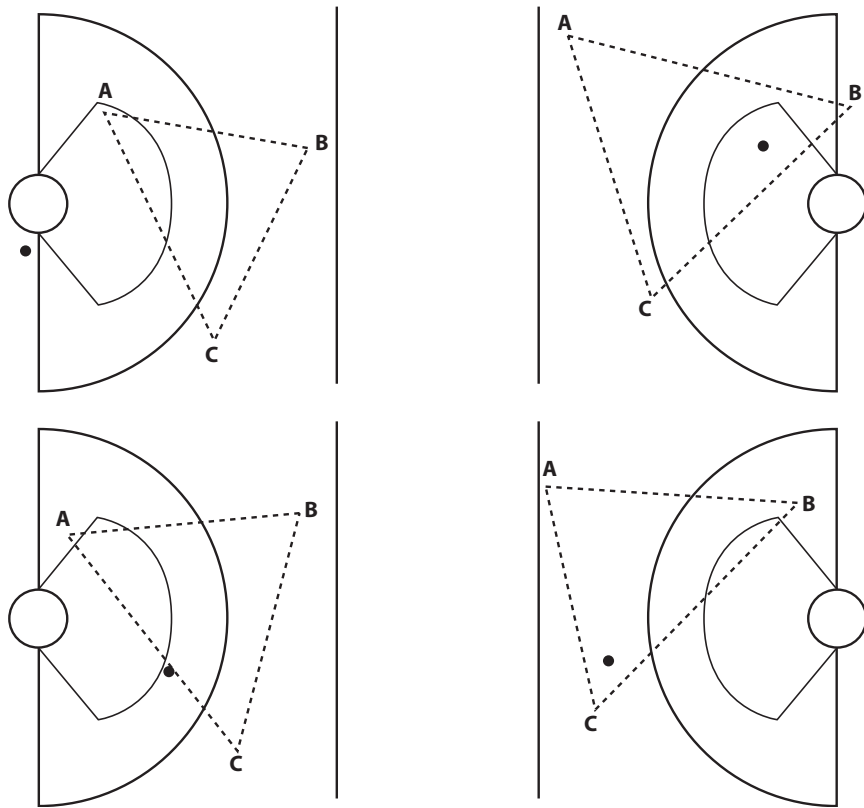
To start the game, the C Official is positioned on the score table side of the field while the A and B Officials position themselves on the opposite side. With the use of the restraining line and substitution on the fly, it's important for the A and B Officials, monitoring the restraining line, to have a good view of the team substitution and bench areas. This positioning can be modified to allow the A and B Officials to position on the table side in cases where the sun would be in their eyes to the point that it would hinder their ability to view their respective goal areas.

NCAA Note: The A and B officials are positioned on the table side of the field.

Diagram 1: Field Coverage

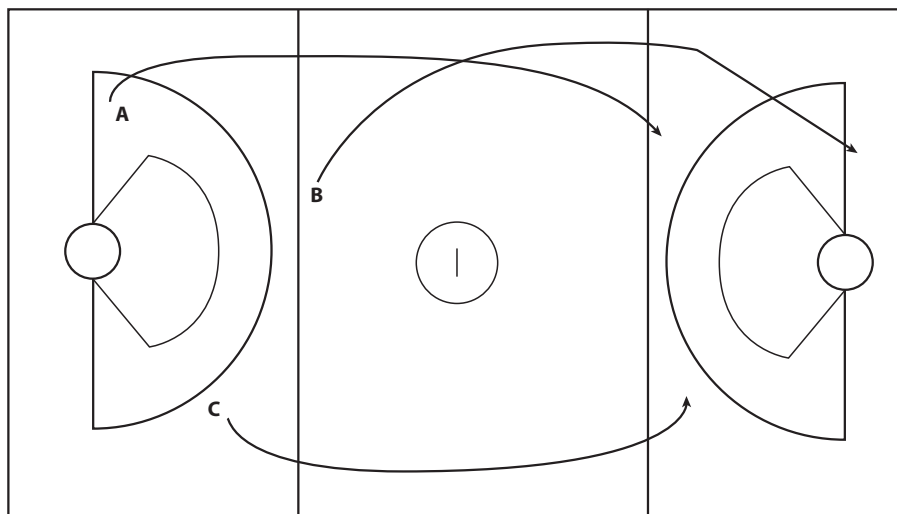
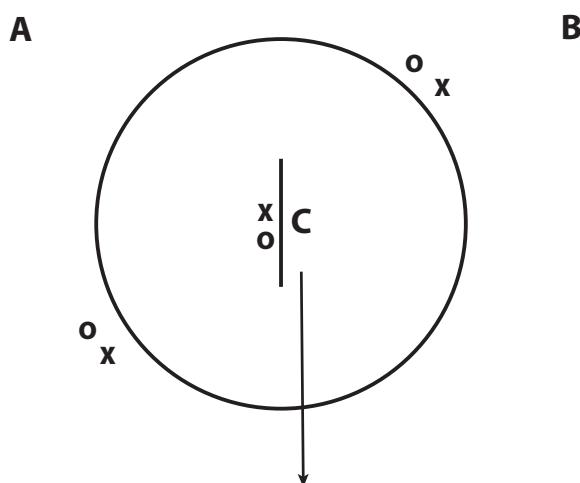


= shared midfield by the A, B, and C Officials; be certain to discuss all shared areas with your partner(s) prior to each game.

Diagram #2: Positioning Changes - The Umpiring Triangle

The official triangle is defined as the relative position of the officials --- A, B, and C --- that enables the team to best see all play in the CSA (critical scoring area). Note that the ball will not always be surrounded by the triangle. The Lead Official adjusts, moving with purpose in quadrants 1 and 2, in order to be in the best position relative to the position of the ball and on the tangent. The C Official, the “second Lead”, also adjusts, moving with purpose laterally in quadrant 3 between the sideline and the second inside hash to be in the best position to see both on-ball and off-ball play that is not the focus of the Lead Official. The Trail Official adjusts in opposition to the C Official --- if the C Official moves wide, the Trail Official moves toward the middle and if the C Official moves toward the middle, the Trail Official moves wide toward the sideline. The Trail Official is focusing on off-ball play. The three officials moving in concert appears to be a “triangle dance”.

THREE PERSON SYSTEM DIAGRAMS

Diagram #3: Change of Possession**Diagram #4:** The Draw

Note: The C Official's positioning, in relation to the center line, will vary depending on player positioning. However, the C Official's exit will always be in a route in line with the center line to facilitate observation of the crosses in the vertical plane.